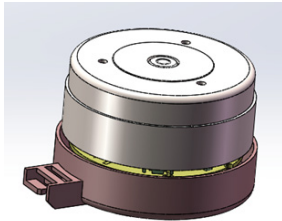


# 65 Series Brushless DC motor



## 典型应用 Applications

- 个人护理 Personal care
- 家用电器 Home Appliances
- 电动工具 Power tool
- 商业设备 Business Equipment
- 医疗器械 Medical Apparatus

## 电机端口 Motor Port

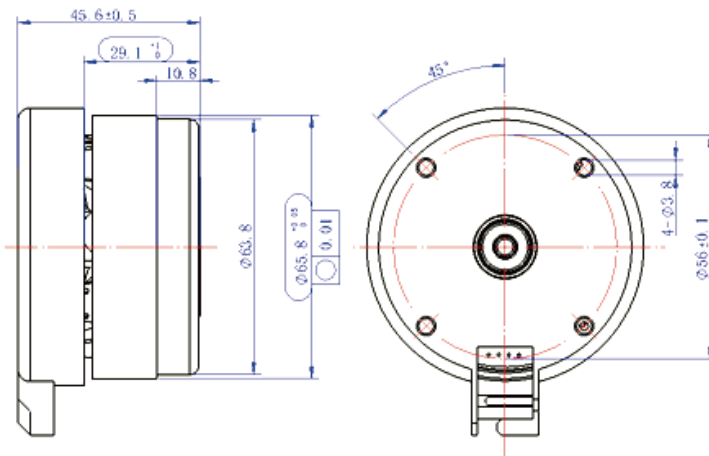
Voltage(V): 6~36

Speed(Rpm): 8000~30000

Insulation: F级 / Class F

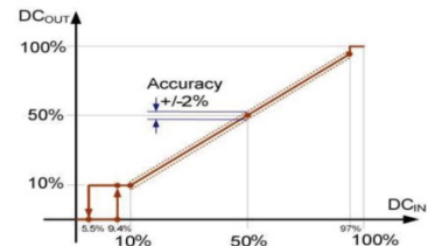
Motor Drive inside

## 外形尺寸 Outline Dimension



## 2.2.3 速度控制类型 Speed Control Type

### PWM 控制 PWM Control



## 主要参数 Main Parameter

Type	Voltage (V)	NO-Load		Max Efficiency				
		Speed(rpm)	Current	Torque(g.cm)	Speed(rpm)	Current	Output Power	EFF(%)
LGBLDC-4212-001	12	2748	0.21 A	480.78	2388	1.39 A	11.8 W	70.52

## 性能曲线 Performance Curve

